

2022/3/30

# ACME Investor Conference





# Disclaimer

**Contents of this conference are the information gathered until today. If there is further development or adjustment in the future, the company will disclose information by the law but will not update or amend this briefing. The content of this conference is not investment advice.**



# Agenda

- **Company operation overview and prospect.**
- **Financial Information**
- **Q&A**



# **Company operation overview and prospect**

**Presenter : 王敏華**  
**Sales Asst. Vice President**

# 越峯電子材料股份有限公司

## ACME Electronics Corporation



**Established**

1991/09/05

**Registered Capital**

NT\$1.8 billion (As of 2021/12/31)

**Major Products**

Mn-Zn & Ni-Zn soft ferrite and SiC powder

**Number of Employee**

1,941 (As of 2021/12/31)

**Consolidated Turnover**

NT\$3.07 billion in 2021



### Capacity (Monthly)

Sintering Process 1,350 tons

Ferrite Powder Process 1,450 tons



# Product Introduction- Soft Ferrite Cores



## 01 Upstream

Introduction to passive components industry chain

### ◆ Resistor material

Alumina ceramic substrate, conductive paste ink

### ◆ Capacitor material

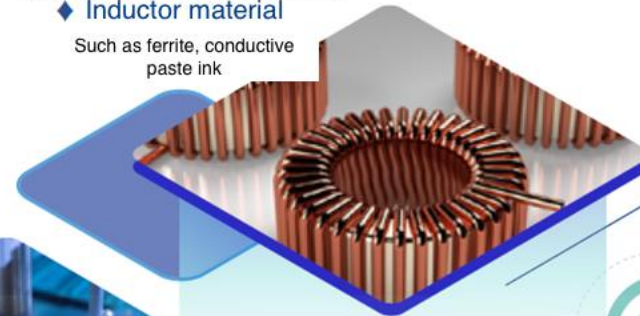
Such as electro-erosion/chemical formation of aluminum foil, interface ceramic powder

### ◆ Inductor material

Such as ferrite, conductive paste ink

### ◆ Filter and Oscillator Materials

Lithium Tantalate / Lithium Niobate Wafers / Pieces  
Quartz substrates, metal and ceramic packaging materials



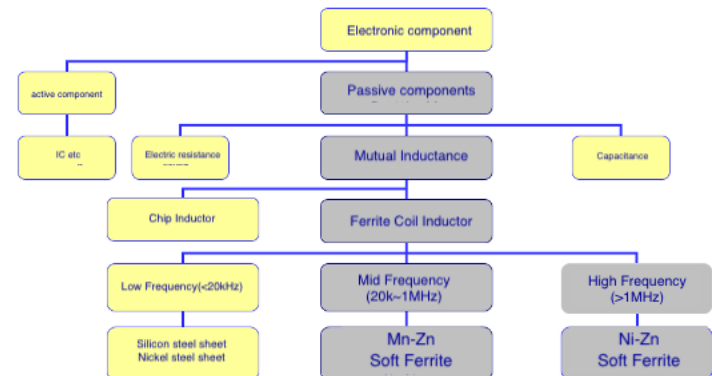
## 02 Midstream

- ◆ Resistor
- ◆ Capacitor
- ◆ Inductor
- ◆ Filters and Oscillators



## 03 Downstream

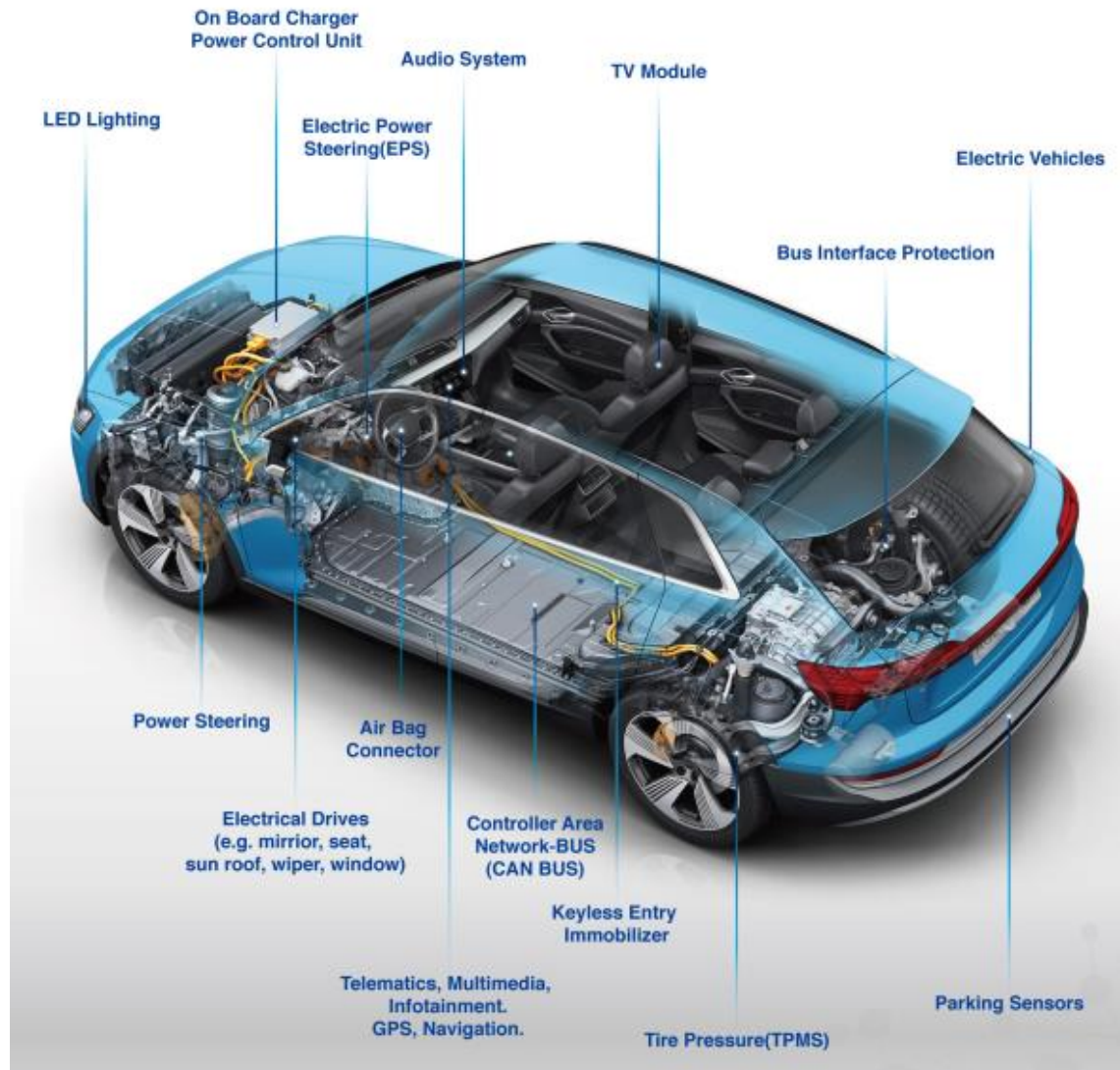
- ◆ Various electronic product applications



# Product Introduction- Soft Ferrite Cores




# Product Introduction- Soft Ferrite Cores





# Product Introduction –SiC Powder




N-type



半絶縁



超微細粉體



High Purity powder

Power Component



5G communication



Ultra Fine powder

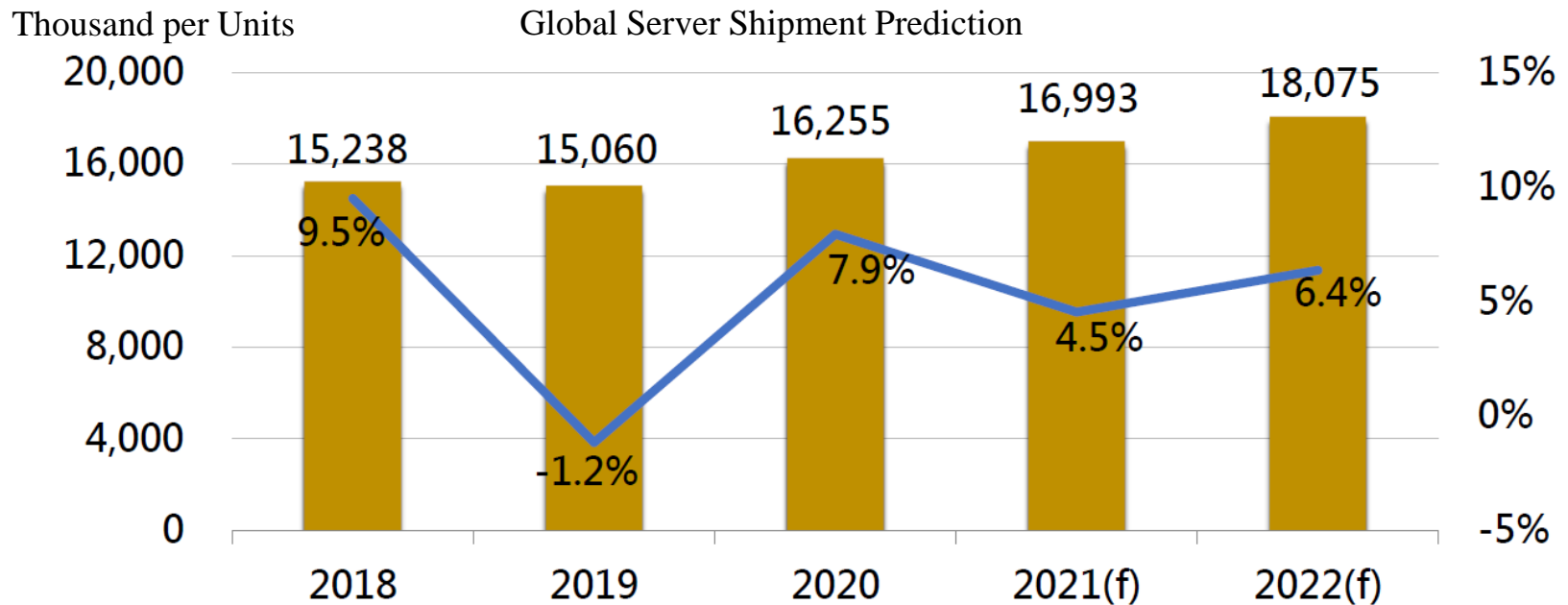
Semiconductor field



Other Industry



Global server shipments are expected to increase by 4.5% in 2021  
Expect to increase by 6.4% in 2022



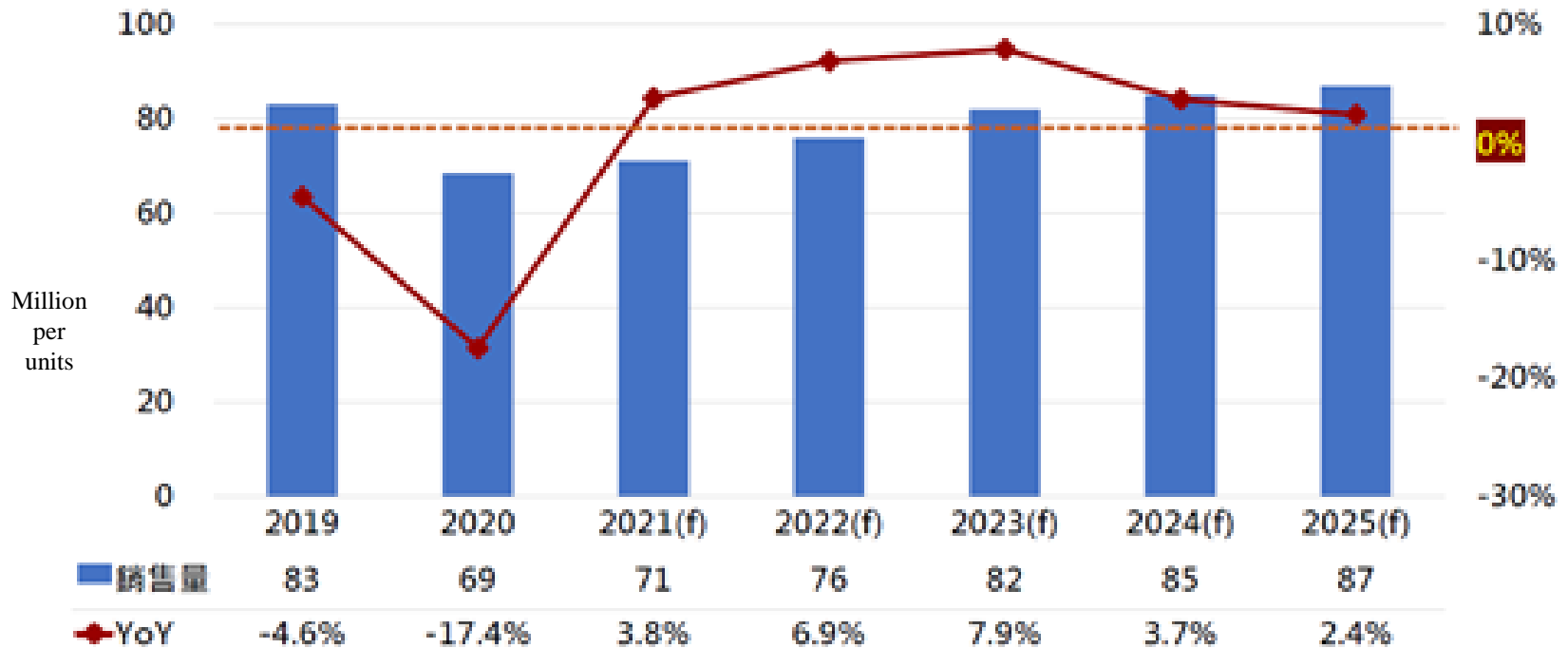
註：本報告出貨量以伺服器主機板數為估算基礎。

資料來源：DIGITIMES Research，2021/11

Car market overall size

Global automobile sales in the post-pandemic era were greatly affected by chip supply

## 2019~2025 Global Automobile Sales Changes and Prediction



註：以上以乘用車為計算基礎，但不含商用車部分。

資料來源：各國汽車協會、Tier1廠家、DIGITIMES Research、2021/11

DIGITIMES



# **2021 and 2020 Financial Information**

**Presenter: 張勝川  
Accounting Manager**

# 2020 and 2021 ACME Consolidated Income Statement



Unit: NT\$ thousands    EPS Unit: NT\$

	2021	2020	YoY%
Sales	<b>3,070</b>	2,169	42%
Cost of goods sold	<b>2,452</b>	1,693	45%
Gross profit	<b>618</b>	476	30%
gross profit ratio	<b>20.1%</b>	22.0%	
Operating expenses	<b>463</b>	369	25%
Other expenses	<b>0</b>	6	
Operating income	<b>155</b>	101	53%
operating income ratio	<b>5.1%</b>	4.7%	
Non-operating loss	<b>(11)</b>	(26)	
Income before income taxes	<b>144</b>	75	91%
Income taxes	<b>54</b>	38	42%
Net income	<b>90</b>	37	141%
net income ratio	<b>2.9%</b>	1.7%	
Net income attributable to			
- ACME	<b>59</b>	33	
- non-controlling interests	<b>31</b>	4	
EPS	<b>0.32</b>	0.18	



# Q&A